

Building Bridges e-Learning Round 3

Student Activities & Directions (4/20-4/24 & 4/27-5/1)

Completed assignments should be submitted by:
emailing a photo to srhodes@rhmail.org or texting a photo to (864) 275-7129

<i>Subject</i>	<i>Grade Level</i>	<i>Activity</i>	<i>Directions</i>
Reading	3rd, 4th, & 5th	1. Read to Self/Someone	1. <i>DAILY</i> , read one of your Book Club books to yourself AND to someone (the same book).
	3rd, 4th, & 5th	2. iReady Reading	2. Complete <i>DAILY</i> for 20 minutes.
	J. Brice (5th)	3. Read Theory	3. Complete <i>DAILY</i> for 20 minutes.
	3rd, 4th, & 5th	4. Reading Plus	4. Complete <i>DAILY</i> for 20 minutes.
	3rd & 4th	5. Distance Learning Packet (2 weeks)	5. Complete <i>DAILY</i> review activities (2nd)
	5th	6. Distance Learning Packet (2 weeks)	6. Complete <i>DAILY</i> review activities (3rd)
Writing	3rd, 4th, & 5th	1. Calendar Journal	1. <i>DAILY</i> , complete the calendar journal in Canvas.
	3rd, 4th, & 5th	2. Paragraph Writing	2. Use the following word lists to construct at least 3 paragraphs during your time off. Make sure they are at least 5 sentences long and that you indent. (LIST 1: book, read, color, like, open) (LIST 2: car, road, ride, drive, travel) (LIST 3: fish, water, gills, school, eat)
	3rd & 4th	3. Distance Learning Packet (2 weeks)	3. Complete <i>DAILY</i> review activities (2nd)
	5th	4. Distance Learning Packet	4. Complete <i>DAILY</i> review activities (3rd)

		(2 weeks)	
Math	3rd, 4th, & 5th 3rd & 4th 5th	1. iReady Math 2. Distance Learning Packet (2 weeks) 3. Distance Learning Packet (2 weeks)	1. Complete DAILY for 20 minutes. 2. Complete DAILY review activities (2nd) 3. Complete DAILY review activities (3rd)
Science	3rd, 4th, & 5	1. Assignment/Project Completion	1. Complete all assignments/projects from Round 1 and 2
Social Studies	3rd, 4th, & 5	1. Assignment/Project Completion	1. Complete all assignments/projects from Round 1 and 2

2nd Grade NO PREP

HOME LEARNING PACKET #2

3 Weeks of Learning



Created by The Moffatt Girls

Dear Second-Grade Families,

Welcome to the Second-Grade Home Learning Packet!

This packet includes 3 weeks of work from home assignments. Each daily assignment consists of 5 pages of math, literacy, and more!

This packet is designed to serve as a review and extra practice. However, please monitor your child as they complete the assignments and feel free to help your child review any pages they find challenging.

In addition, please also continue to read with your child and have your child read independently each day.


Other ideas to extend learning throughout the day:

- Ask your child questions about the books they are reading. Have them compare the characters, setting, etc. to other books they have read.
- Encourage your child to identify a problem they see around them and work to address it whether that means creating a solution, writing a letter, or asking others to help.
- Encourage your child to read their favorite books aloud to you, a sibling, or a stuffed toy.
- Ask everyday math problems like, "If we buy 3 boxes of juice boxes how many juice boxes will we have?"
- Encourage your child to make predictions and then evaluate what happened. Ask, "What do you think will happen if we _____?" then ask, "What actually happened? Was it the same or different than your prediction?"

3 WEEKS OF INSTRUCTION

Week 1 Day 1 <ul style="list-style-type: none"><input type="checkbox"/> Even or Odd?<input type="checkbox"/> Place Value<input type="checkbox"/> Adjectives<input type="checkbox"/> Prefix Match it Up<input type="checkbox"/> Reading Comprehension	Week 2 Day 1 <ul style="list-style-type: none"><input type="checkbox"/> Place Value<input type="checkbox"/> Addition<input type="checkbox"/> Sight Word Practice<input type="checkbox"/> Journal Prompts<input type="checkbox"/> Reading Comprehension	Week 3 Day 1 <ul style="list-style-type: none"><input type="checkbox"/> Telling Time<input type="checkbox"/> Money<input type="checkbox"/> Pronoun Practice<input type="checkbox"/> Journal Prompts<input type="checkbox"/> Reading Comprehension
Week 1 Day 2 <ul style="list-style-type: none"><input type="checkbox"/> Addition to 100<input type="checkbox"/> 2D and 3D Shapes<input type="checkbox"/> Adverbs<input type="checkbox"/> Sight Word Practice<input type="checkbox"/> Reading Comprehension	Week 2 Day 2 <ul style="list-style-type: none"><input type="checkbox"/> Shape Practice<input type="checkbox"/> Graphing<input type="checkbox"/> Capitalizing Practice<input type="checkbox"/> Sequence and Write<input type="checkbox"/> Reading Comprehension	Week 3 Day 2 <ul style="list-style-type: none"><input type="checkbox"/> Telling Time<input type="checkbox"/> Money<input type="checkbox"/> Pronouns<input type="checkbox"/> Sentence Builders<input type="checkbox"/> Reading Comprehension
Week 1 Day 3 <ul style="list-style-type: none"><input type="checkbox"/> Bar Graphing<input type="checkbox"/> Telling Time<input type="checkbox"/> Antonyms<input type="checkbox"/> Journal Prompts<input type="checkbox"/> Reading Comprehension	Week 2 Day 3 <ul style="list-style-type: none"><input type="checkbox"/> Measurement<input type="checkbox"/> Array Practice<input type="checkbox"/> Sight Word Practice<input type="checkbox"/> Subject and Predicate<input type="checkbox"/> Reading Comprehension	Week 3 Day 3 <ul style="list-style-type: none"><input type="checkbox"/> Addition to 100<input type="checkbox"/> Arrays<input type="checkbox"/> Context Clues<input type="checkbox"/> Sequence and Write<input type="checkbox"/> Reading Comprehension
Week 1 Day 4 <ul style="list-style-type: none"><input type="checkbox"/> Money<input type="checkbox"/> Measuring<input type="checkbox"/> Complete Sentences<input type="checkbox"/> Sequence and Write<input type="checkbox"/> Reading Comprehension	Week 2 Day 4 <ul style="list-style-type: none"><input type="checkbox"/> Expanded Form<input type="checkbox"/> Mental Math to 1,000<input type="checkbox"/> Conjunctions<input type="checkbox"/> Sequence and Write<input type="checkbox"/> Reading Comprehension	Week 3 Day 4 <ul style="list-style-type: none"><input type="checkbox"/> Even and Odd<input type="checkbox"/> Input/Output<input type="checkbox"/> Compound Words<input type="checkbox"/> Journal Prompts<input type="checkbox"/> Reading Comprehension
Week 1 Day 5 <ul style="list-style-type: none"><input type="checkbox"/> Multiplication<input type="checkbox"/> Skip Counting<input type="checkbox"/> Contractions<input type="checkbox"/> Journal Prompts<input type="checkbox"/> Reading Comprehension	Week 2 Day 5 <ul style="list-style-type: none"><input type="checkbox"/> Fractions<input type="checkbox"/> Line Plot Practice<input type="checkbox"/> Sight Word Practice<input type="checkbox"/> Journal Prompts<input type="checkbox"/> Reading Comprehension	Week 3 Day 5 <ul style="list-style-type: none"><input type="checkbox"/> Fractions<input type="checkbox"/> Bar Graph Practice<input type="checkbox"/> Sight Word Practice<input type="checkbox"/> Journal Prompts<input type="checkbox"/> Reading Comprehension

My Home Learning Packet




Name:

Name: _____

Even or Odd Numbers (Set 2)

Directions: Draw circles around pairs of hearts to show the number. Even numbers can be divided into two equal groups. Decide if the number is even or odd.

1. Show the number 4.




even or odd

2. Show the number 9.



even or odd

3. Show the number 15.




even or odd

4. Show the number 2.




even or odd

5. Show the number 8.




even or odd

6. Show the number 11.




even or odd

7. Show the number 12.




even or odd

8. Show the number 14.




even or odd

9. Show the number 17.



even or odd

10. Show the number 20.



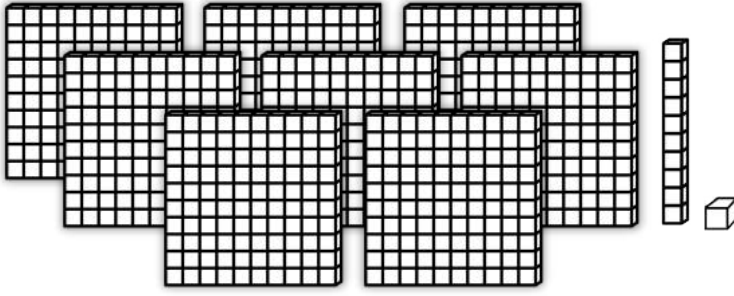
even or odd

Name: _____

Place Value: Standard Form and Word Form Set 2

Directions: Count the base ten blocks.
Write each number in standard form and word form.

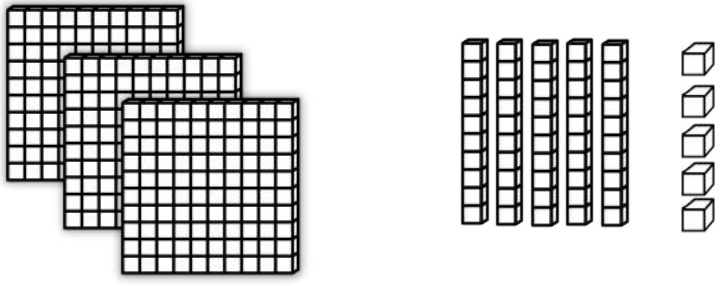
1.



Standard Form: _____

Word Form: _____

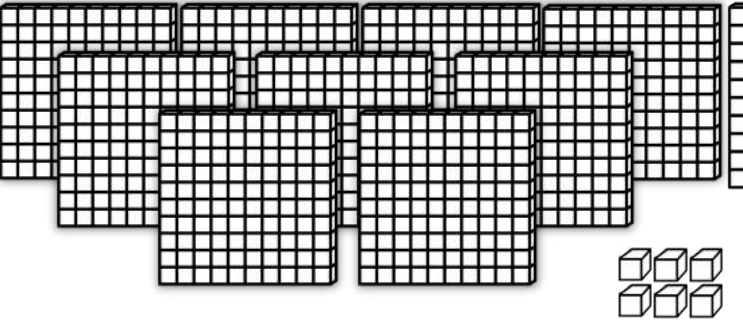
2.



Standard Form: _____

Word Form: _____

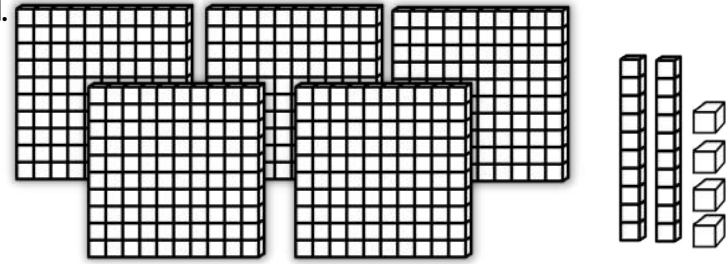
3.



Standard Form: _____

Word Form: _____

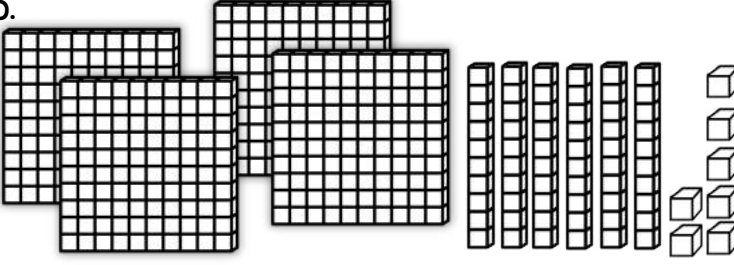
4.



Standard Form: _____

Word Form: _____

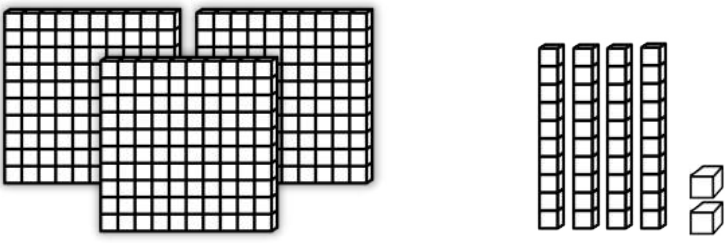
5.



Standard Form: _____

Word Form: _____

6.



Standard Form: _____


Word Form: _____

Name: _____

Date: _____


Adjectives: Describe and Write Set 1

Directions: Write an adjective on each line for the puppy and kitten.



puppy

Write a sentence using as least two of your adjectives.



kitten

Write a sentence using as least two of your adjectives.

Name: _____

Prefix Match it UP

Directions: Cut and paste the pictures to match the prefixes that make a word. Write the words on the lines.

re

un

dis

bi

mis

pre



like



fill



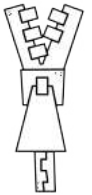
school



cycle



match



zip



read



spell




obey



healthy



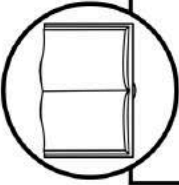
focals



historic

Name: _____

Date: _____



Reading Comprehension Check #6

Directions: Read the passage. Answer the questions.

Children's Book Day

Around the world, April 2nd is Children's Book Day. We're celebrating by rounding up some book facts...

What was the first children's book? Some say it was *A Little Pretty Pocket-Book*. It was published in 1744. The author, John Newbery, has a book award named for him.

The first book to win the Newbery Award was *The Story of Mankind*. It told the story of world history for kids. It is about 100 years old now!

The best-selling book ever is *The Poky Little Puppy*. Book lovers have been buying copies since 1944. It has sold about 15 million copies!

What about the *Harry Potter* books? Well, the author holds the record for the most valuable book. She gave a hand-written copy of one of her books to her publisher. It sold at auction for more than \$400,000!

1. Why is *The Poky Little Puppy* famous?

- a. It is the oldest children's book.
- b. It is the first children's book to win an award.
- c. It is the best-selling children's book.
- d. It is the most valuable children's book.

2. What is the main purpose of the text?

3. Why did the book by *Harry Potter's* author sell for such a high price?

4. What is the connection between *A Little Pretty Pocket-Book* and *The Story of Mankind*?

Name _____

Addition to 100: Color by the Code Set 2

1 to 12	13 to 24	25 to 40	41 to 60	61 to 70	70 to 80	80 to 90	90 to 100
yellow	light blue	pink	dark blue	purple	orange	red	green

60 + 25 =

35 + 35 =

2 + 10 =

45 + 45 =

56 + 40 =

36 + 12 =

36 + 20 =

62 + 15 =

8 + 4 =

42 + 21 =

36 + 62 =

41 + 10 =

21 + 13 =

38 + 32 =

1 + 5 =

10 + 85 =

50 + 10 =

31 + 8 =

13 + 4 =

54 + 11 =

22 + 11 =

9 + 12 =

19 + 3 =

10 + 14 =

15 + 6 =

20 + 3 =

9 + 9 =

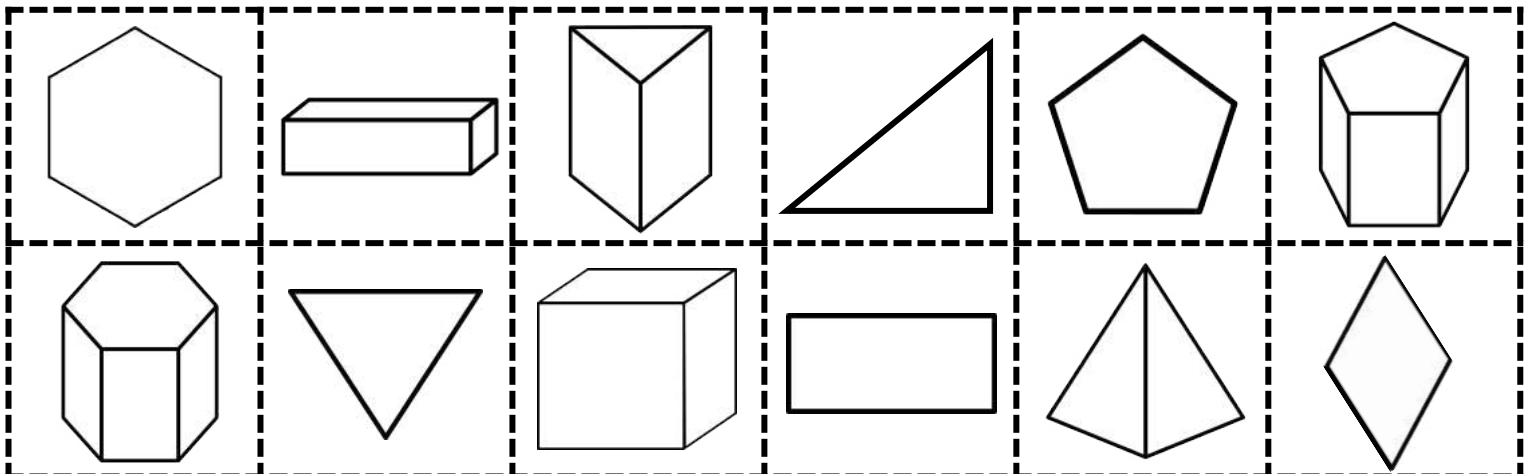
Name: _____

Sorting 2D and 3D Shapes

Directions: Cut and paste each shape to the correct box.

2D Plane Shapes

3D Solid Shapes



Name: _____

Date: _____



Adverbs: Funny Jokes Set I

Directions: Read the sentence.
Highlight the adverb.

Color the correct type of adverb.

How

When

Where

How Often

1. I always eat breakfast.	J	O	R	L
2. The girl ran quickly.	A	V	B	E
3. We like to play outside.	Y	K	N	A
4. The bird flew near the tree.	H	C	A	W
5. Please finish your chores now.	O	R	P	G
6. We go to the library weekly.	T	O	W	M
7. The snail is moving slowly.	U	I	F	N
8. The small dog stopped last.	W	D	U	S
9. Please talk quietly.	K	J	A	U
10. Mrs. Smith teaches today.	P	E	Z	K
11. The hamster sleeps soundly.	S	E	L	H
12. My brother never helps set the table.	W	B	E	K
13. The movie starts soon.	D	I	R	N
14. We looked everywhere.	O	T	C	Y
15. We found the dog here.	S	E	Q	L

What do you get when you cross a cow and a duck?

Plug in the correct letter for each number to answer the riddle.

6 13 1 9 4 3 8

15 7 2 14 12 10 5 11

Name: _____

Super Sight Word:



Find and circle it

round also always
around all are around
new around around

Trace it

around
around
around

Part of speech:

noun	adverb
verb	preposition

How many syllables?

- one
 two
 three

Highlight it

around	round	are	also
always	around	also	around
also	around	around	found

Put it in a sentence and write two new sentences.

1. Let's ride our bikes _____ the block.

2. Please go _____ to the other side.

3. _____

4. _____

Practice writing your sight word in the different ways listed below:

All CAPITAL letters:	All fancy letters:	Letters with dots:
All bubble letters:	All vowels pink and consonants blue:	Rainbow write:

Name: _____

Date: _____



Reading Comprehension Check #10

Directions: Read the passage. Answer the questions.

The Best Name

I was named after a month – April. There are many reasons why April is the best name.

First, people can always spell my name. Even if I have a bad phone connection or someone is learning English, I can just tell them “April, like the month.” They always understand and spell it right.

Second, not too many people have the name April. I never had another April in my whole school. I don’t have to use my last initial, and I don’t get mixed up with anyone else.

Third, people like to ask about my name. If I meet someone new, they sometimes ask if I was born in April. It’s an icebreaker that gets us talking about ourselves.

Fourth, the word for April exists in many different languages. I travel a lot, and my name “travels” with me. Spanish people call me Abrid. Italians call me Aprile. It’s fun to fit in!

1. How many reasons does the author give to support the main claim?

- a. 1
- b. 2
- c. 3
- d. 4

2. What do people sometimes ask the author about her name?

3. What does the author mean when she says her name “travels” with her?


4. Are any of the author’s reasons true about your name?

Name: _____

Bar Graph

Bar Graph: Bugs

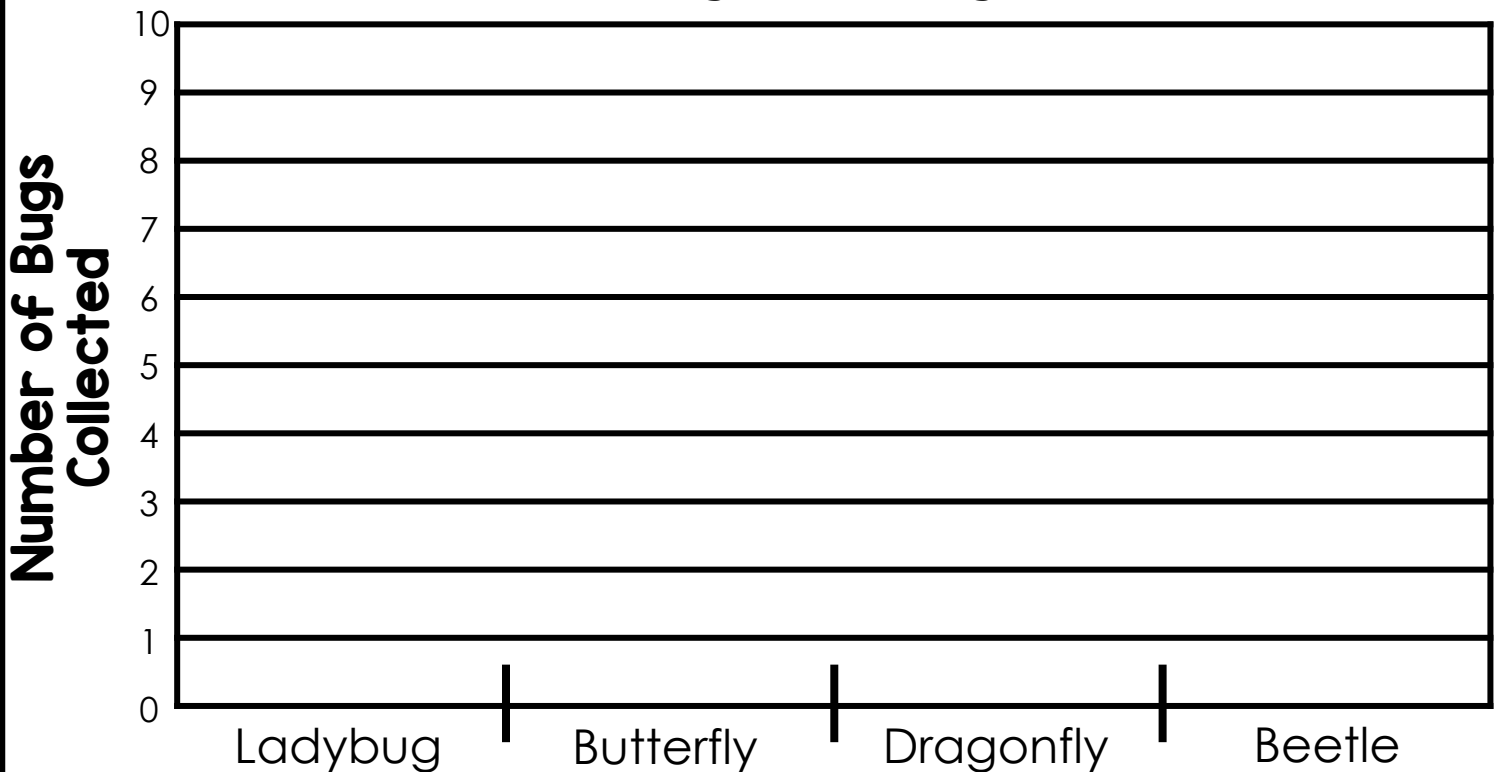
Directions: Use the chart to make a bar graph. Answer the questions.



Bug Types	Bugs Collected
Ladybug	6
Butterfly	10
Dragonfly	3
Beetle	7



Bug Collecting




1. Which type of bug was collected the most? _____
2. How many more beetles would need to be collected to reach 20? _____
3. How many more butterflies were collected than dragonflies?

4. How many bugs were collected in all? _____


Name: _____

Telling Time Set 2


Directions: Write the correct time.




___ : ___



___ : ___




___ : ___




___ : ___




___ : ___




___ : ___



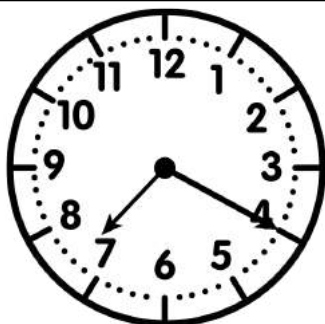
___ : ___




___ : ___




___ : ___



___ : ___



___ : ___



___ : ___

Name: _____

Date: _____



Replacing Antonyms



Directions: Read each sentence.
Change the underlined word to a synonym.
Use the word bank.
Write the word on the lines.

neat

shorter

below

rough

sink

full

fast

close

wet

dirty

1. My cat's fur is very soft. _____

2. Are the dishes clean? _____

3. Be sure to open the door. _____

4. He is taller than his sister. _____

5. Did the pencil float? _____

6. Her room is very messy. _____

7. Please do not walk so slow. _____

8. The cookie jar is empty. _____

9. My clothes are dry. _____

10. The bird is above the table. _____

Name: _____

Date: _____

Blank writing area for the student's response.

Writing Check List:

- I stayed on topic.
- I used complete sentences.
- I used proper punctuation.
- My spelling is correct.
- I used descriptive language.
- I reread my writing to check for mistakes.

Multiple sets of horizontal lines for writing, each set consisting of a solid top line, a dashed midline, and a solid bottom line.

carrots




broccoli



lettuce



tomatoes



corn



Name: _____ Date: _____

Reading Comprehension Check #8

Directions: Read the passage. Answer the questions.



Heart Health

Your heart is one of the most important parts of your body. Here are some ways to keep it healthy:

- 1. Exercise** - Your heart is a muscle. Any exercise that gets you huffing and puffing is good for your heart. Try to exercise at least 30 minutes each day.
- 2. Healthy Diet** - Eat a variety of healthy foods. Some kinds of fat are bad for your heart. Avoid junk food and load up on fruits and veggies.
- 3. Say No** - Smoking is bad for your heart. Don't ever start.

Fast Facts

- Your heart is about the size of your fist.
- Your heart beats over 100,000 times a day!
- Your heart pumps about 2,000 gallons of blood each day.

February is American Heart Month. Wear red to remind others to keep their heart healthy!

1. Which part of the text gives tips for good health?

- a. The introduction
- b. The numbered list
- c. The sidebar
- d. The conclusion

2. How many times does your heart beat in a day? Where did you find this information?



3. Why is exercise important for a health heart?



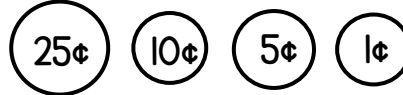
4. Which is better for your heart, a banana or a glass of soda? How can you tell?











Name: _____



Let's go Shopping! Set 2

Directions: Draw the least amount of coins needed for each item.

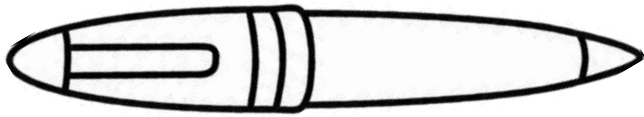


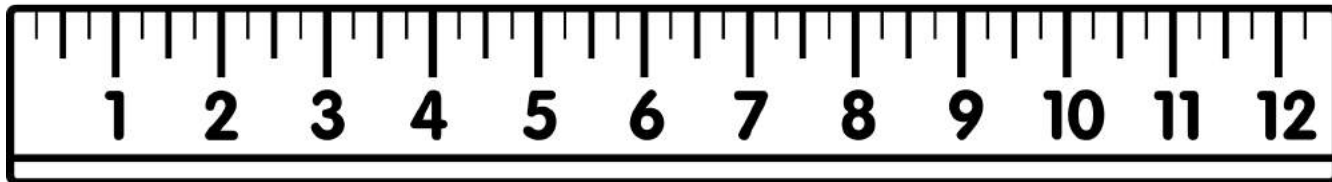
Name: _____

Measure to the Nearest Inch Set I

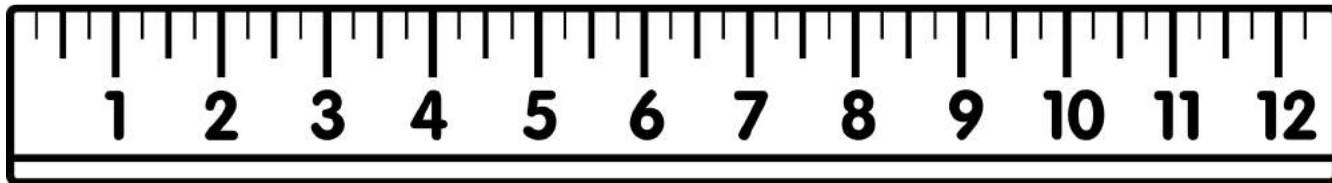
Directions: Measure each object to the nearest inch with the ruler shown.



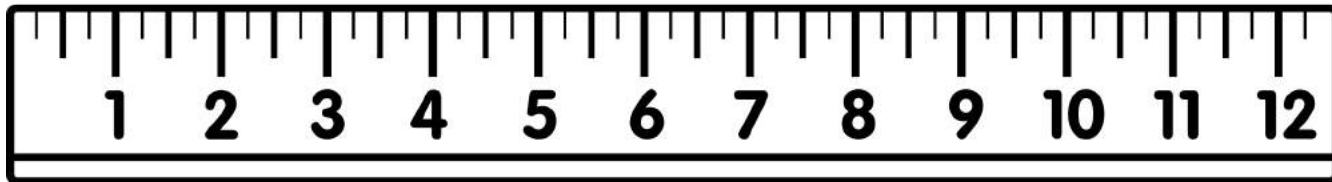
_____ in.



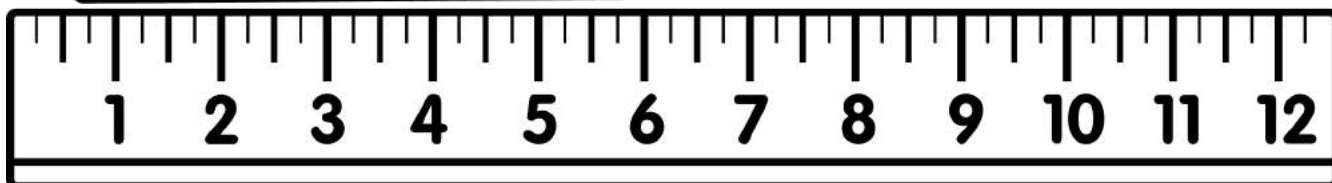
_____ in.



_____ in.



_____ in.



_____ in.

Name: _____

Set
2

Complete or Fragmented Sentences

Directions: Read each set of words.


Color a happy face if the words make a complete sentence.

Color a sad face if the words make a fragmented sentence.

1. Greg and Pat can.



2. Todd found three shells at the beach.



3. Fred wanted to find.



4. We adopted a puppy dog on Friday.



5. The farmer milked the cows.



6. Played outside on Saturday.



7. Spilled her milk at the dinner table.



8. We ate popcorn at the movies.



9. Rachel found her missing sock.



10. Under my bed.



11. Ate all of their dinner.



12. My mom lost her new necklace.



13. Our family loves to go camping.



14. My dad cooked dinner tonight.



15. Going to Disneyland tomorrow.



Name: _____ Date: _____

Sequence and Write a Story Set 3

Directions: Cut and paste the pictures in order. Write about your story. Use transitional words from the word bank.

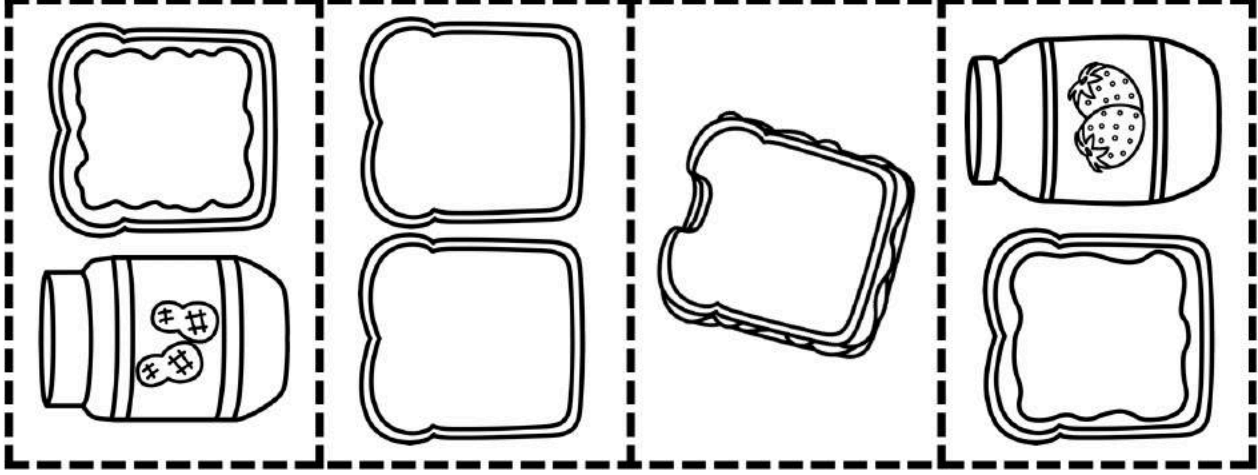
1	2	3	4
---	---	---	---

Sequencing Words

First
Next
Then
Also
After
Last
Finally

©Annie Moffatt @ The Moffatt Girls 2017

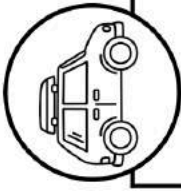
How to Make a Peanut Butter and Jelly Sandwich



Name: _____ Date: _____

Reading Comprehension Check #7

Directions: Read the passage. Answer the questions.



Route 66

The United States is a big, beautiful country! The best way to see it is by car. On Route 66, you can drive through eight states. Along the way, you'll see some unique sites.

Rocking Chair – Fanning, Missouri used to have the world's largest rocking chair. Then a larger one was built in another town. Fanning's 42-foot-tall chair is now the second largest.

Giant Whale – Stop in Catoosa, Oklahoma to see a huge whale model. You can walk around in its open mouth.

Cadillac Ranch – Cadillac cars stick up from the ground in Amarillo, Texas. Bring your spray paint and add to their artwork.

Wild Burros – Oatman, Arizona is an odd town. Wild burros wander the streets. Slow down to take a look at these fine animals.

1. What is Route 66?

- a. a movie
- b. an amusement park
- c. a road
- d. a car

2. What is the purpose of this text?

3. What words and phrases does the author use to make the attractions along Route 66 sound special?

4. What two cities make up the endpoints of Route 66? How can you tell?

Name: _____

Sets of 2: Multiplication

Directions: Write the number of equal groups for each set, and write a multiplication problem. The first one has been done.

Pairs of socks.



1 group of 2

$$1 \times 2$$

Pairs of socks.



Pairs of socks.



Pairs of socks.



Pairs of socks.



Name: _____

Skip Counting Sets by 2's

Directions: Fill in the missing numbers for each set.

2, _____, _____, 8, _____, _____, 14

68, _____, _____, _____, 76, _____

26, _____, _____, _____, 34, _____

30, _____, 34, _____, _____, 40

10, _____, _____, 16, _____, _____, 22

110, _____, _____, _____, 118, _____


8, _____, _____, 14, _____, 18, _____

82, _____, _____, _____, 90, _____


Name: _____

Date: _____

Spin a Contraction



Directions for two players:
1. Use a paper clip and pencil to spin both spinners.
2. If you make a contraction, write the contraction on a line. If your spin doesn't make a contraction, you lose a turn. The first player to fill up their board, wins the game!



PLAYER #1

_____	_____
_____	_____
_____	_____
_____	_____
_____	_____
_____	_____
_____	_____

PLAYER #2

_____	_____
_____	_____
_____	_____
_____	_____
_____	_____
_____	_____
_____	_____

Name: _____

Date: _____

Blank writing area for the student's response.

Writing Check List:

- I stayed on topic.
- I used complete sentences.
- I used proper punctuation.
- My spelling is correct.
- I used descriptive language.
- I reread my writing to check for mistakes.

Handwriting practice lines consisting of multiple sets of solid top and bottom lines with a dashed midline.

snakes



monkeys



jaguars



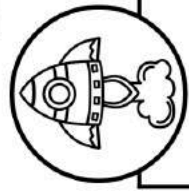
frogs



toucans



Name: _____ Date: _____



Reading Comprehension Check #13

Directions: Read the passage. Answer the questions.

Apollo 13

April 11, 1970 is an important date in history. That's when Apollo 13 was launched into space. Its mission was to send three astronauts to the moon. Things did not go as planned. Soon, the mission was to just get the men home safely.

Two days into the journey, there was an explosion. The crew reported, "Houston, we have a problem." Oxygen was leaking out of the ship. The crew had little power.

In Houston, a team worked to save the men. They had to figure out how to keep them alive. They have to figure out how to bring them home.

The astronauts waited for days. They had very little to drink. They were very cold. They hoped their team could save them.

On April 17, Apollo 13 landed in the Ocean. The men were safe!

- Why was it hard to bring the astronauts home?
 - They were stuck on the moon.
 - An explosion left them with little power.
 - The ship could not find the way home.
 - There were too many meteors in the way.

2. What is the main idea of the text?



3. How did the mission of Apollo 13 change?



4. Why did the team have to work hard to save them?

Name: _____

Place Value Set 2

Directions: Write the number that means the same as each word.

- | | | | |
|------------------------------|-------|-------------------------------|-------|
| 1. nine hundred nineteen | _____ | 9. five hundred eighty-one | _____ |
| 2. four hundred twenty-two | _____ | 10. six hundred twenty-four | _____ |
| 3. seven hundred fifty-seven | _____ | 11. nine hundred twelve | _____ |
| 4. one hundred eighty-three | _____ | 12. two hundred ninety-five | _____ |
| 5. eight hundred thirty-nine | _____ | 13. seven hundred forty-two | _____ |
| 6. six hundred nineteen | _____ | 14. eight hundred fifty-nine | _____ |
| 7. two hundred seventeen | _____ | 15. three hundred sixty-eight | _____ |
| 8. three hundred ninety-one | _____ | 16. five hundred eighteen | _____ |

Directions: Draw a line to match each number with the correct number word.

- | | |
|-----------|------------------------------|
| 1. 999 ● | ● seven hundred twenty-one |
| 2. 543 ● | ● four hundred seventy-eight |
| 3. 721 ● | ● three hundred eighty-two |
| 4. 478 ● | ● eight hundred sixty-three |
| 5. 382 ● | ● two hundred eighty-one |
| 6. 863 ● | ● nine hundred ninety-nine |
| 7. 665 ● | ● seven hundred ninety-four |
| 8. 281 ● | ● one hundred seventy-five |
| 9. 794 ● | ● six hundred sixty-five |
| 10. 175 ● | ● five hundred forty-three |


Name _____

Crack the Code Set 2

2-Digit Addition, NO Regrouping


What did the beach say when the tide came in?

68 81 79 59 97 38 69 87 39 56 99 89 28

<p>(n)</p> $\begin{array}{r} 32 \\ + 47 \\ \hline \end{array}$	<p>(t)</p> $\begin{array}{r} 83 \\ + 14 \\ \hline \end{array}$	<p>(e)</p> $\begin{array}{r} 12 \\ + 63 \\ \hline \end{array}$	<p>(l)</p> $\begin{array}{r} 25 \\ + 43 \\ \hline \end{array}$
<p>(n)</p> $\begin{array}{r} 28 \\ + 11 \\ \hline \end{array}$	<p>(o)</p> $\begin{array}{r} 33 \\ + 23 \\ \hline \end{array}$	<p>(i)</p> $\begin{array}{r} 26 \\ + 12 \\ \hline \end{array}$	<p>(e)</p> $\begin{array}{r} 69 \\ + 20 \\ \hline \end{array}$
<p>(a)</p> $\begin{array}{r} 16 \\ + 12 \\ \hline \end{array}$	<p>(o)</p> $\begin{array}{r} 51 \\ + 30 \\ \hline \end{array}$	<p>(n)</p> $\begin{array}{r} 34 \\ + 20 \\ \hline \end{array}$	<p>(e)</p> $\begin{array}{r} 32 \\ + 55 \\ \hline \end{array}$
<p>(m)</p> $\begin{array}{r} 13 \\ + 56 \\ \hline \end{array}$	<p>(s)</p> $\begin{array}{r} 76 \\ + 23 \\ \hline \end{array}$	<p>(g)</p> $\begin{array}{r} 44 \\ + 15 \\ \hline \end{array}$	

Name: _____

Super Sight Word:



Find and circle it

bean
bear
best be
been
been
been
bee
born
been

Trace it

been
been
been

Part of speech:

noun	adjective
verb	preposition

How many syllables?

- one
- two
- three

Highlight it

been	been	born	been
bee	been	because	been
bear	bee	been	before

Put it in a sentence and write two new sentences.

1. Have you _____ to the lake?
2. I have _____ cleaning my room all day.
3. _____
4. _____

Practice writing your sight word in the different ways listed below:

All CAPITAL letters:	All fancy letters:	Letters with dots:
All bubble letters:	All vowels red and consonants yellow:	Rainbow write:


Name: _____

Date: _____

Writing Check List:

- I stayed on topic.
- I used complete sentences.
- I used proper punctuation.
- My spelling is correct.
- I used descriptive language.
- I reread my writing to check for mistakes.

basket



blanket




sandwich



apple

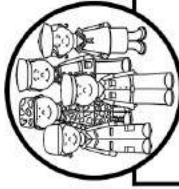


ants



Name: _____

Date: _____



Reading Comprehension Check #8

Directions: Read the passage. Answer the questions.

What Are the Armed Forces?

Every year, Americans celebrate Armed Forces Day. It is the third Saturday in May. The day honors those actively serving in the Armed Forces. But what are the Armed Forces? They are the five branches of the U.S. Military.

Air Force

This branch serves in the sky and space. It uses airplanes and helicopters. It is also in charge of satellites.

Army

The soldiers of the Army are the military force on land. This is America's largest and oldest fighting force.

Coast Guard

This branch works on waterways inside the United States. It enforces laws and performs rescues.

Marine Corps

The Marines serve on land and sea. They are a quick-responding and highly-trained force.

Navy

The Navy serves on oceans and seas around the world. It keeps the water safe for travel and trade. The Navy also operates on land and in the air.

1. Which branch of the Armed Forces helps save boaters in the U.S.?

- a. Army
- b. Coast Guard
- c. Marine Corps
- d. Navy

2. How are the Air Force and the Navy similar? How are they different?

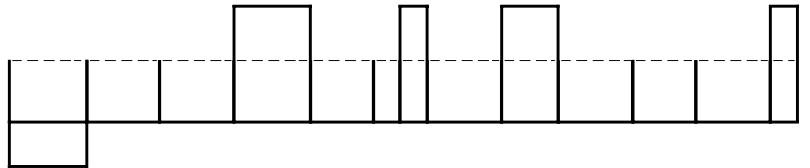

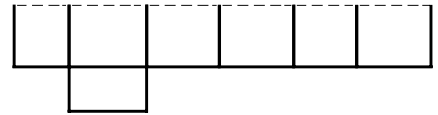
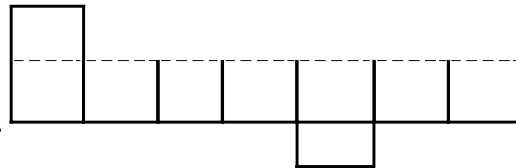
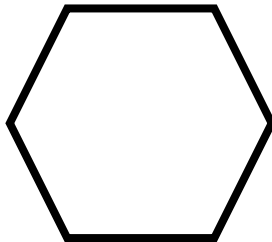
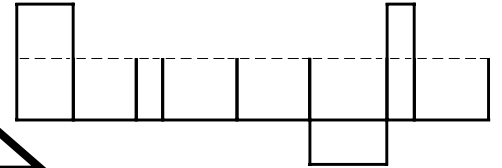
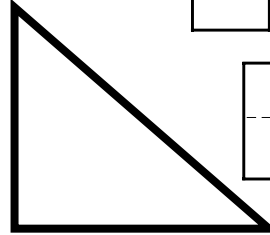
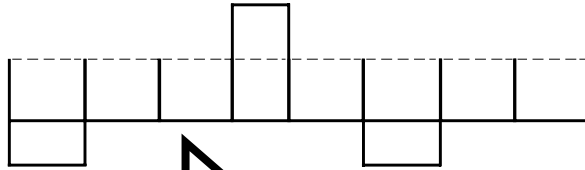
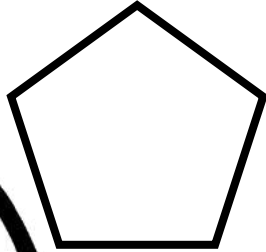
3. What does the author want readers to know, think, or do after reading this text?

4. How are subheadings identified in the text? How are they used?

Name: _____

Polygon Word Search

Directions: Label the polygons and find them in the word search.



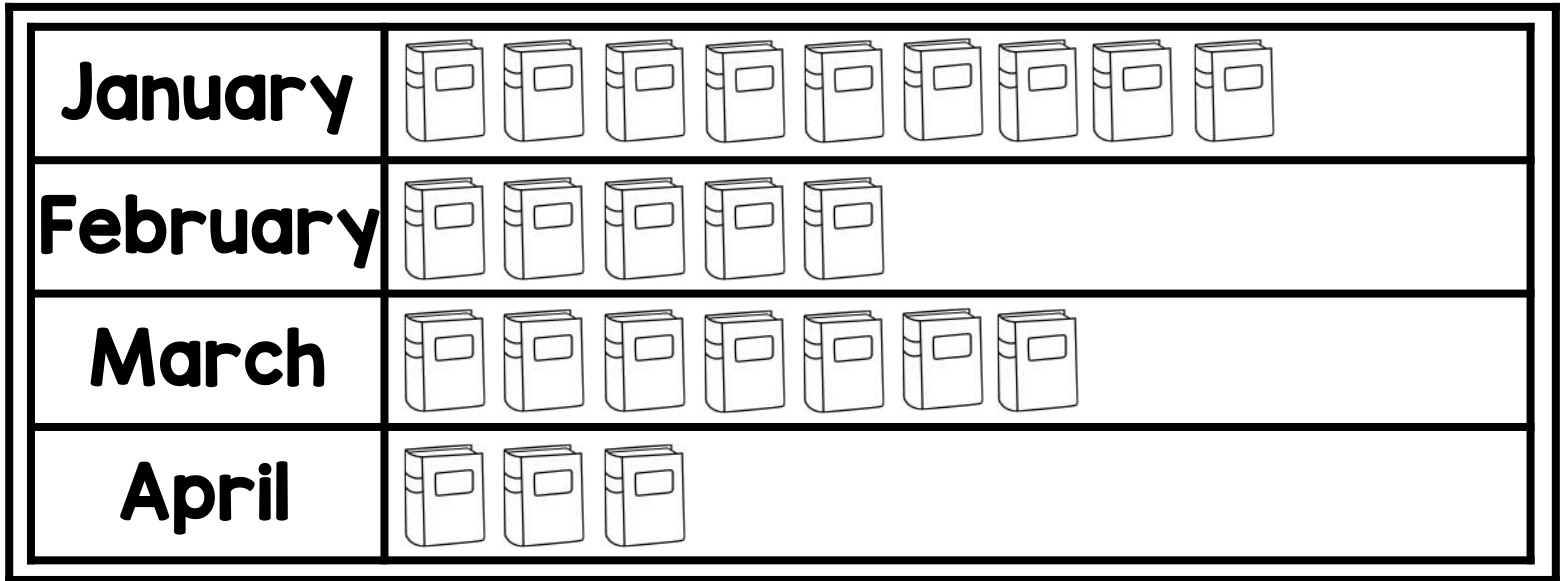
WORD SEARCH

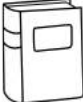
t	d	p	t	t	r	i	a	n	g	l	e	a	d
r	n	e	a	a	d	p	l	i	t	e	b	r	s
a	o	n	n	p	h	e	x	a	g	o	n	d	q
g	e	t	g	l	a	b	e	l	a	c	g	s	a
l	t	a	f	p	e	n	t	e	a	n	t	q	u
e	n	g	e	d	s	w	a	u	r	e	p	u	r
g	e	o	b	i	n	t	a	g	o	t	e	r	e
a	p	n	l	n	y	e	u	r	e	p	n	u	d
n	q	u	a	d	r	i	l	a	t	e	r	a	l


Name: _____

Picture Graph: Books Read

Directions: Use the picture graph to answer the questions.



key  = 10 books

1. How many books does each  represent? _____
2. In what month were the most books read? _____
3. In what month were the least books read? _____
4. How many more books were read in January than April? _____
5. How many fewer books were read in February than March? _____
6. How many fewer books were read in March than January? _____
7. How many books were read in all? _____
8. In which two months were a total of 80 books read?
_____ and _____

Name: _____

Date: _____

ABC Order to the 2nd Letter Color by the Code!

Directions: Read the words on the balloons.
Use the color code to color the balloons in ABC Order.


Color Code:

1st = red

2nd = orange


3rd = yellow

4th = green



Name: _____

Date: _____



Homophones in Sentences Set 1



Directions: Use the homophones to complete the sentences.

1. new/knew



I _____ they had bought
a _____ puppy.

6. their/there



_____ new kitten is over
_____ sleeping.

2. red/read



She _____ a book with a
_____ cover.

7. sun/son



When the _____ is bright,
my _____ goes swimming.

3. eight/ate



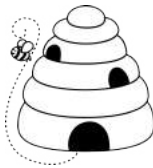
We _____ dinner at
_____ o'clock.

8. need/knead




I _____ to _____ the
pizza dough.

4. be/bee



The _____ must _____
working very hard.

9. sea/see



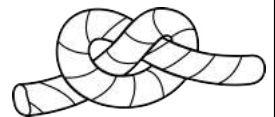
Can you _____ the
dolphins in the _____?

5. made/maid



The _____ some
tea.

10. not/knot



Do _____ tie the rope
into a _____.

Name: _____ Date: _____



Reading Comprehension Check #15

Directions: Read the passage. Answer the questions.

Ready to Blow!

Mount St. Helens is a volcano. It is part of a mountain range in Washington State. It has had eruptions in the past. Sometimes, it sits quietly for hundreds of years.

In 1980, scientists noticed Mount St. Helens changing. There were many small earthquakes around the volcano. Steam began to explode out of it. The side began to bulge out.

On May 18, Mount St. Helens exploded! Dark ash filled the sky for miles around. Rock exploded into the air. Landslides rushed down the slopes of the volcano. The blast destroyed every tree within six miles. Homes and roads were wiped out. Sadly, 57 people died in the blast.

It took many months to clean up after Mount St. Helens erupted. It cost millions of dollars. Today, the land around the volcano is a national forest. People go there to learn about volcanos.

1. What is the text mainly about?

- a. Places to visit in Washington
- b. How volcanos are formed
- c. People who study volcanos
- d. A volcano that erupted

2. What words and phrases in the text help readers understand what an eruption is?

3. What was the result of the eruption of Mount St. Helens?































4. Why did scientists think Mount St. Helens was acting strangely?

Name: _____

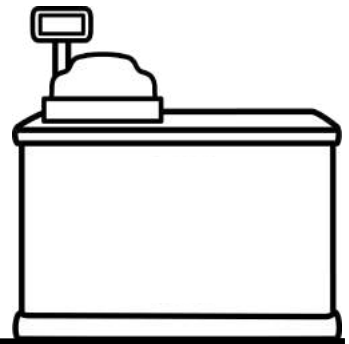
Roll and Write the Time Set 2



Directions: Roll a die.
Write the time under each clock.

 : _____	 : _____	 : _____	 : _____	 : _____	 : _____
 : _____	 : _____	 : _____	 : _____	 : _____	 : _____
 : _____	 : _____	 : _____	 : _____	 : _____	 : _____
 : _____	 : _____	 : _____	 : _____	 : _____	 : _____
					

Name: _____



Pay Two Different Ways Set 2

Directions: Show two different ways to pay for each item.



How to Pay #1	How to Pay #2
___ quarters	___ quarters
___ dimes	___ dimes
___ nickels	___ nickels
___ pennies	___ pennies



How to Pay #1	How to Pay #2
___ quarters	___ quarters
___ dimes	___ dimes
___ nickels	___ nickels
___ pennies	___ pennies



How to Pay #1	How to Pay #2
___ quarters	___ quarters
___ dimes	___ dimes
___ nickels	___ nickels
___ pennies	___ pennies



How to Pay #1	How to Pay #2
___ quarters	___ quarters
___ dimes	___ dimes
___ nickels	___ nickels
___ pennies	___ pennies



How to Pay #1	How to Pay #2
___ quarters	___ quarters
___ dimes	___ dimes
___ nickels	___ nickels
___ pennies	___ pennies



How to Pay #1	How to Pay #2
___ quarters	___ quarters
___ dimes	___ dimes
___ nickels	___ nickels
___ pennies	___ pennies

Name: _____

Date: _____

Capitalizing Holidays

Directions: Read the words in the word bank. Underline the letters that should be capitalized. Box up each word correctly in a sentence. Two holidays will not be used.

father's day	mother's day	valentine's day	president's day
memorial day	labor day	easter	independence day
halloween	arbor day	christmas	st. patrick's day

1. I give my mom flowers on

2. For we carve a pumpkin.

3. I gave my dad a box of tools on

4. Our family plants a tree on

5. Be sure to wear green on

6. We watch the fireworks on

7. We remember the fallen soldiers on

8. I give my friends cards on

9. Do you dye eggs on

10. We honor the presidents on

Which two holidays were not used?

1. _____

2. _____

Name: _____ Date: _____

Sequence and Write a Story Set 16

Directions: Cut and paste the pictures in order. Write about your story. Use transitional words from the word bank.

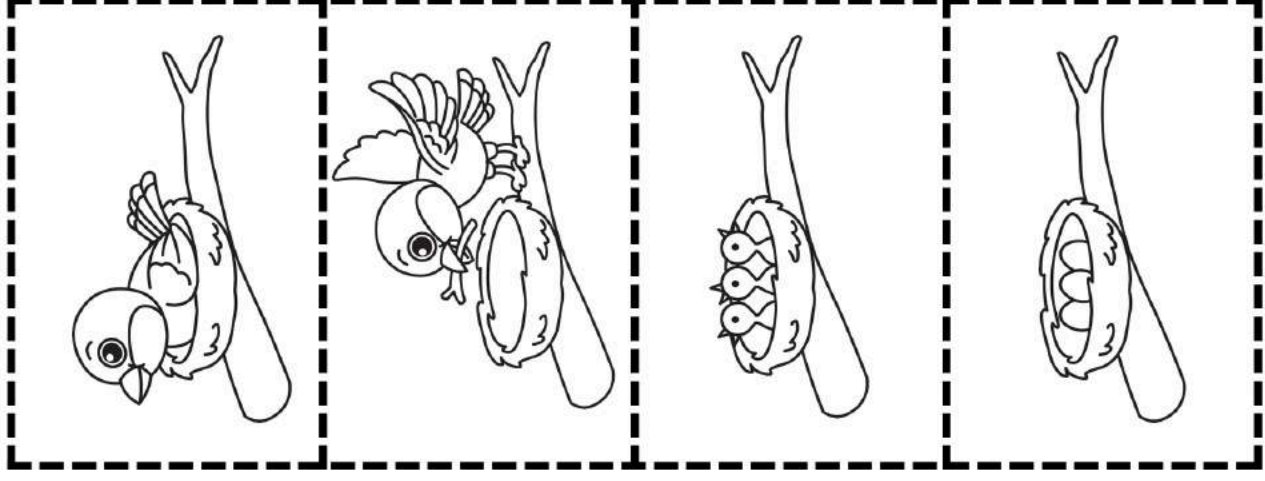
1	2
3	4

Sequencing Words

First
Next
Then
Also
After
Last
Finally

©Annie Moffatt @ The Moffatt Girls 2017

How a Bird Makes a Nest



Capital Spacing Punctuation Spelling Neatness

Name: _____

Date: _____



Reading Comprehension Check #10

Directions: Read the passage. Answer the questions.

Micro Countries

What is a country? It is an area with one government. It may have its own type of money and its own army. Sometimes it has its own language.

A country can be huge, like Canada. It can have many states and cities in it. Other countries are small. Micro countries are as small as one city.

There are two micro countries within Italy. One is Vatican City. It is home to the Pope. It is the smallest country in the world. The other is San Marino. Both are less than one square mile in area.

There are other micro countries around the world. Monaco, in France, has its own king. Nauru is a small island, and Tuvalu is a nation of nine small islands.

1. According to the text, how large is a micro country?

- a. the size of Canada
- b. the size of one city
- c. many square miles
- d. whatever size the island is

2. What does the word "micro" mean? How can you tell?


3. According to the text, what are five examples of micro countries? 

4. What makes a micro country an actual country? 

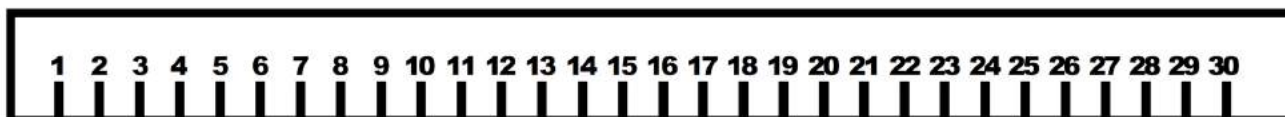
Name: _____

Measure to the Nearest Centimeter Set 2


Directions: Measure each object to the nearest centimeter with the ruler shown.



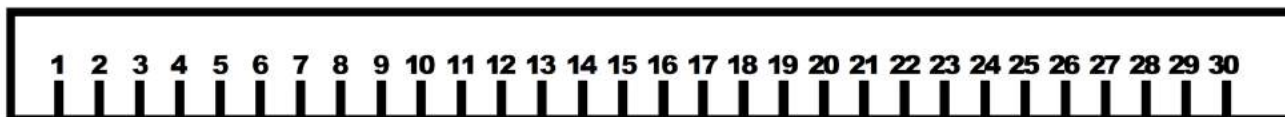
_____ cm.



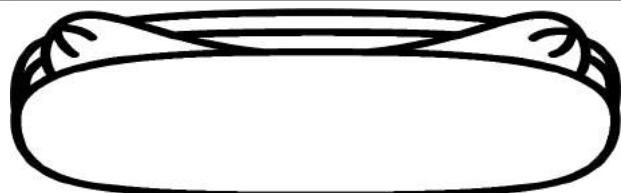
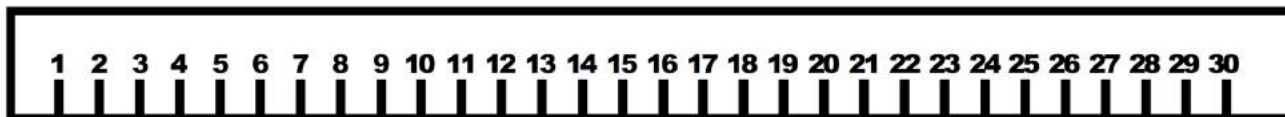
_____ cm.



_____ cm.



_____ cm.









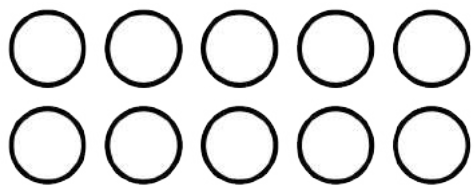

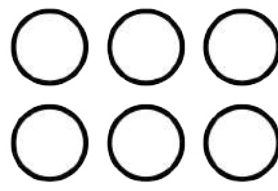



_____ cm.

Name: _____


Array Practice Set 2

Directions: Write a multiplication sentence for each array.

<p>1</p>  <p>_____</p>	<p>2</p>  <p>_____</p>	<p>3</p>  <p>_____</p>
<p>4</p>  <p>_____</p>	<p>5</p>  <p>_____</p>	<p>6</p>  <p>_____</p>
<p>7</p>  <p>_____</p>	<p>8</p>  <p>_____</p>	<p>9</p>  <p>_____</p>
<p>10</p>  <p>_____</p>	<p>11</p>  <p>_____</p>	<p>12</p>  <p>_____</p>

Name: _____

Super Sight Word:



Find and circle it

don't done does
does do does
door does did

Trace it

does
does
does

Part of speech:

noun	adjective
verb	adverb

How many syllables?

- one
- two
- three

Highlight it

does	don't	did	door
does	doe	does	did
done	does	does	does

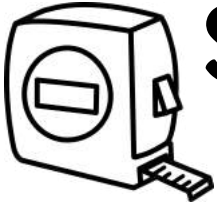
Put it in a sentence and write two new sentences.

1. _____ your sister like gum?
2. He _____ not know the answer.
3. _____
4. _____

Practice writing your sight word in the different ways listed below:

All CAPITAL letters:	All fancy letters:	Letters with dots:
All bubble letters:	All vowels brown and consonants red:	Rainbow write:

Name: _____ Date: _____

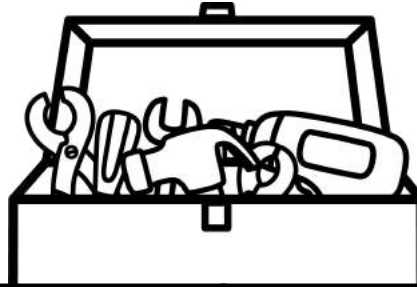



Subjects and Predicates

Build a Sentence Set 2



Directions: Read the subjects and predicates below.
Match up a subject with a predicate and write it on the lines.



<input type="checkbox"/> the boss	<input type="checkbox"/> ate lunch at 12:00
<input type="checkbox"/> broke a tool	<input type="checkbox"/> the workers
<input type="checkbox"/> worked hard	<input type="checkbox"/> the manager
<input type="checkbox"/> the crew	<input type="checkbox"/> came to work late
<input type="checkbox"/> took a coffee break	<input type="checkbox"/> fell asleep on the job
<input type="checkbox"/> the builder	<input type="checkbox"/> three employees



1. _____

2. _____

3. _____

4. _____

5. _____

6. _____

Name: _____ Date: _____

Reading Comprehension Check #13

Directions: Read the passage. Answer the questions.



The Best Pet

I'm an animal person, but I say that dogs make much better pets than cats. I've owned both cats and dogs. This experience has taught me that dogs bring more joy to a pet owner's life.

First, dogs are more active and friendly than cats. They greet you with tail wagging when you get home. Cats are often nowhere to be found. Dogs love to get outside and exercise. That means their owners get exercise as well. Most cats I know stay indoors.

Second, dogs are easier on the owner than cats. Of course, dogs have to be trained so they don't make a mess in the house. But once that is done, the owner's life is pretty easy. There's no changing kitty litter and dealing with that stink. A dog owner can just open the back door and let the dog do his business. Some dogs can cause problems by chewing, but that's no worse than the scratching cats do.

If you are thinking about getting a pet, you should definitely choose a dog over a cat.

1. What is the author's purpose in this text?

- a. to describe what something is like
- b. to tell a funny story
- c. to share an opinion
- d. to teach about something

2. What is the main topic of Paragraph 3?


3. What details does the author use to support the claim that dogs are more active and friendly than cats?

4. What words in the text show that the author is sharing his own thoughts and feelings about the topic?

Name: _____

Expanded Form Set 2

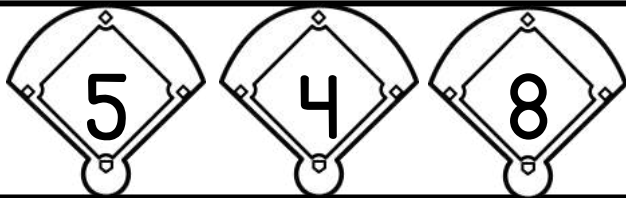
Directions: Use the digits on each baseball field to make a new number.
Write each number in expanded form.



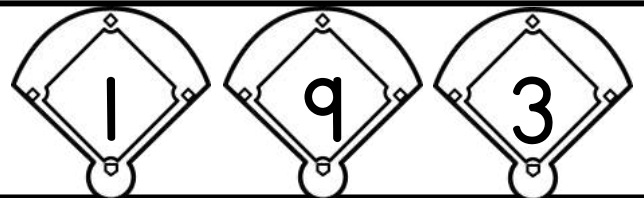
A	<input type="text"/>
B	<input type="text"/>
C	<input type="text"/>
D	<input type="text"/>
E	<input type="text"/>
F	<input type="text"/>



A	<input type="text"/>
B	<input type="text"/>
C	<input type="text"/>
D	<input type="text"/>
E	<input type="text"/>
F	<input type="text"/>



A	<input type="text"/>
B	<input type="text"/>
C	<input type="text"/>
D	<input type="text"/>
E	<input type="text"/>
F	<input type="text"/>



A	<input type="text"/>
B	<input type="text"/>
C	<input type="text"/>
D	<input type="text"/>
E	<input type="text"/>
F	<input type="text"/>

Name _____

Mental Math up to 1,000 Set 2


Directions: Complete the chart.

562	add 100	
783	subtract 100	
336	add 100	
845	subtract 100	
294	add 100	
457	subtract 100	
189	add 100	
631	subtract 100	
900	add 100	
538	subtract 100	
722	add 100	
363	subtract 100	
849	add 100	
561	subtract 100	
293	add 100	

Name: _____

Set 2

Conjunctions: Cut and Paste



Directions: Cut and paste a conjunction to the right sentence.

1 My sister has blue eyes, I have brown eyes.

2 I can't find my jacket my shoes!

3 I play soccer not baseball after school.

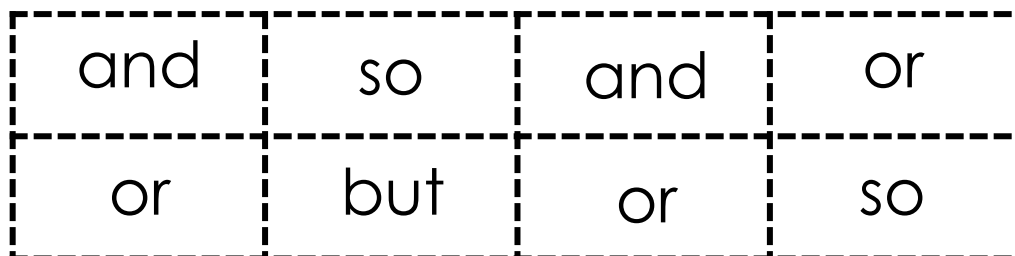
4 Mom Dad came to my game today.

5 We can eat pizza, we can eat spaghetti.

6 I left the bird cage open, my bird flew out.

7 We can go on the swings, we can play tag.

8 I had a high fever, I didn't go to school.



Name: _____ Date: _____

Sequence and Write a Story Set 12


Directions: Cut and paste the pictures in order. Write about your story. Use transitional words from the word bank.

1	2
3	4

Sequencing Words	<p>First Next Then Also After Last Finally</p>
-------------------------	--

©Annie Moffatt @ The Moffatt Girls 2017

How to Make Pancakes

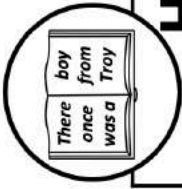


Capital Spacing Punctuation Spelling Neatness

Week 2: Day 5

Name: _____

Date: _____



Reading Comprehension Check #11

Directions: Read the passage. Answer the questions.

How to Write a Limerick

May 12 is the birthday of English poet Edward Lear. He is famous for writing limericks. His birthday is also National Limerick Day.

A limerick is a short, funny poem. It has five lines. The first two lines and the last line all rhyme. Lines three and four have a different rhyme. The poem also has a specific beat.


To try writing a limerick of your own, follow these steps:

1. Think of a funny subject. It is often a person with a funny trait.
2. List some rhyming words you can use. If someone has a pointy chin, think pin, thin, spin.
3. Try starting with the line, "There once was a [person] from [place]." Try to rhyme the place name.
4. Read other limericks to get a feel for the beat.

The more you practice, the better you'll get!

1. Why did the author most likely write this text ?

- a. To teach readers about limericks
- b. To convince readers to celebrate Edward Lear's birthday
- c. To persuade readers to read more poetry.
- d. To help teachers get their students writing poems

2. What is a limerick? 

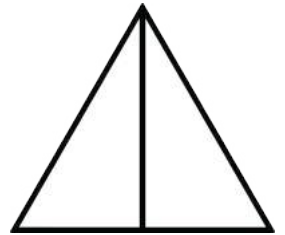
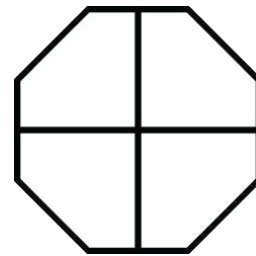

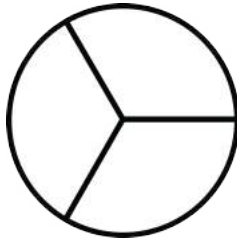



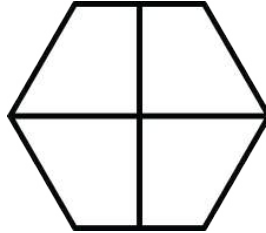

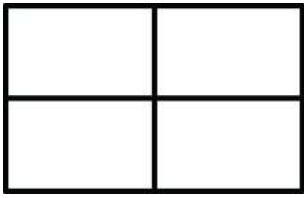
3. Why is May 12 National Limerick Day?

4. How are the first two paragraphs different from the rest of the text?


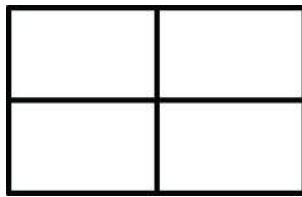
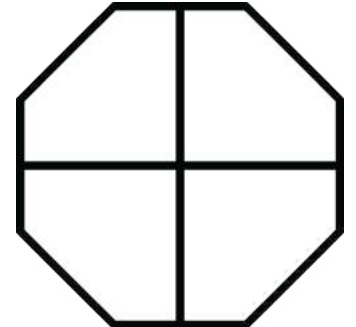

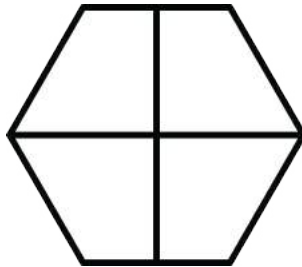

Name: _____

Fractions: Fourths



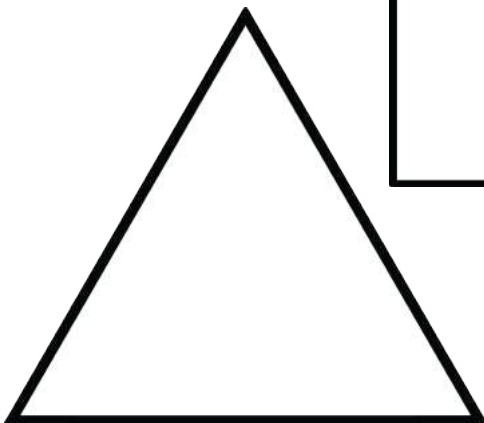
Color the shapes that have been divided into fourths



Color one fourth of each shape.



Divide each shape into fourths.




Name: _____

Create a Line Plot Set I

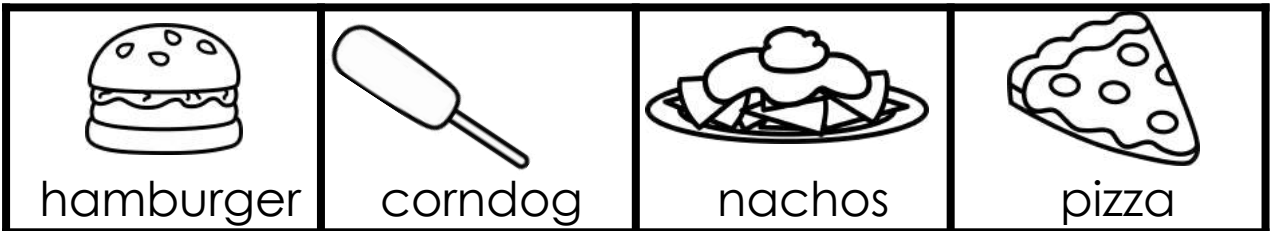
Directions: Count the items below. Use the information to create a line plot. Give your line plot a title.

Write 2 statements about your line plot on the back of this paper.




Title: _____

Number of Food Items



Name: _____

Super Sight Word:



Find and circle it

go goes does
goes goes goes
gone goes for glow

Trace it

goes
goes
goes

Part of speech:

verb	conjunction
adjective	noun

How many syllables?

- one
- two
- three

Highlight it

goes	gain	goes	gift
gone	goes	goes	gone
goes	does	go	goes

Put it in a sentence and write two new sentences.

1. His car _____ very fast.
2. My mom _____ to the store on Monday.
3. _____
4. _____

Practice writing your sight word in the different ways listed below:

All CAPITAL letters:	All fancy letters:	Letters with dots:
All bubble letters:	All vowels pink and consonants blue:	Rainbow write:

Name: _____

Date: _____

Writing Check List:

- I stayed on topic.
- I used complete sentences.
- I used proper punctuation.
- My spelling is correct.
- I used descriptive language.
- I reread my writing to check for mistakes.

run



jumping jacks



push ups



sit ups



hop

